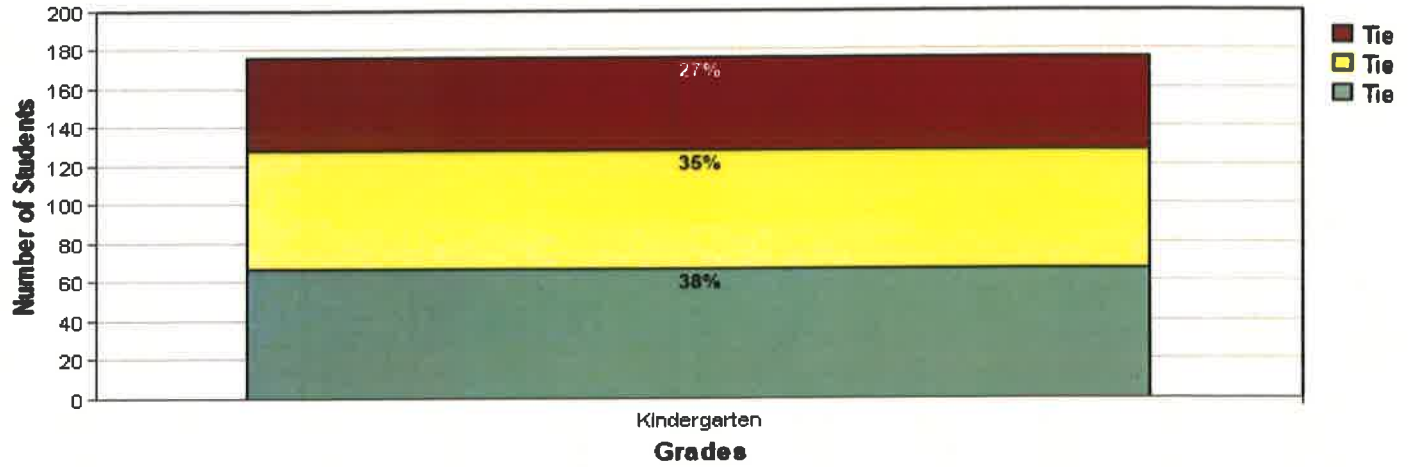
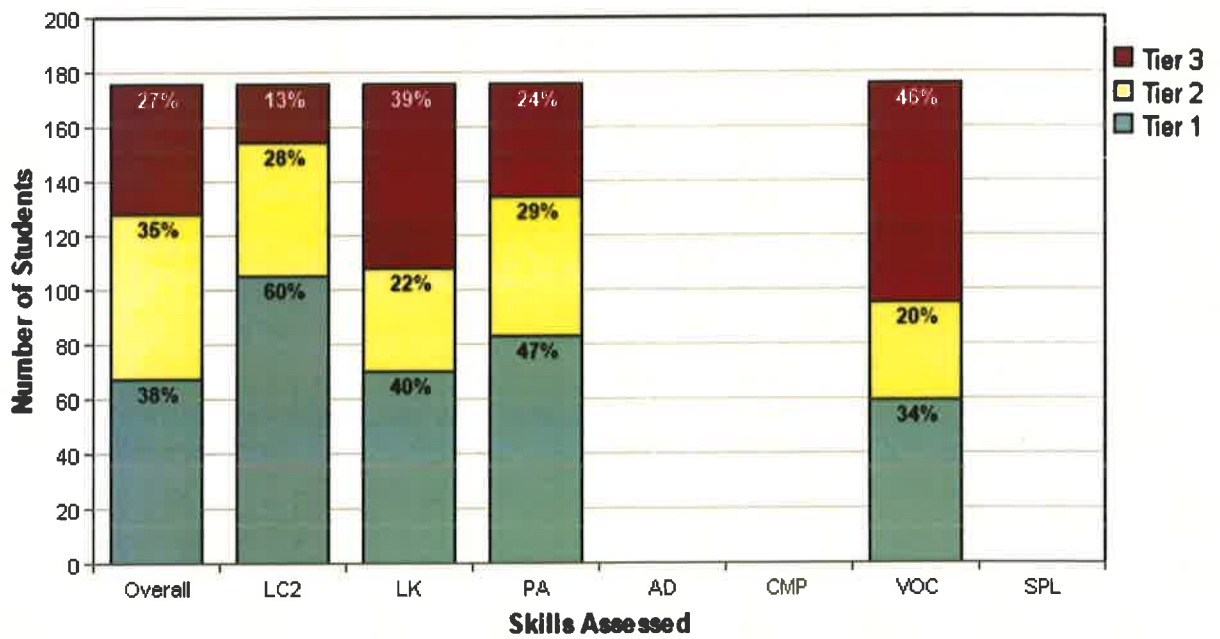


Current 17-18 Data

ISIP Early Reading Summary (September 2017)



Kindergarten - September 2017



KN BOY Overall IStation Reading Data Scores for 2017-2018:

176 Total tested

Tier 3 Red 27%- 48 students

Tier 2 Yellow 35%- 61 students

Tier 1 Green 38%- 67 students

Listening Comprehension:

Tier 3 Red 13%- 22students

Tier 2 Yellow 28%- 49 students

Tier 1 Green 60%- 105 students

Letter Knowledge:

Tier 3 Red 39%- 68 students

Tier 2 Yellow 22%- 38 students

Tier 1 Green 40%- 70 students

Phonological Awareness:

Tier 3 Red 24%- 42 students

Tier 2 Yellow 29%- 51 students

Tier 1 Green 47%- 83 students

Vocabulary:

Tier 3 Red 46%- 81 students

Tier 2 Yellow 20%- 36 students

Tier 1 Green 34%- 59 students

Students struggle with the following skills the most: letter knowledge 106 students 61% in tier 2 and 3 and vocabulary 117 students 66% in tier 2 and 3.

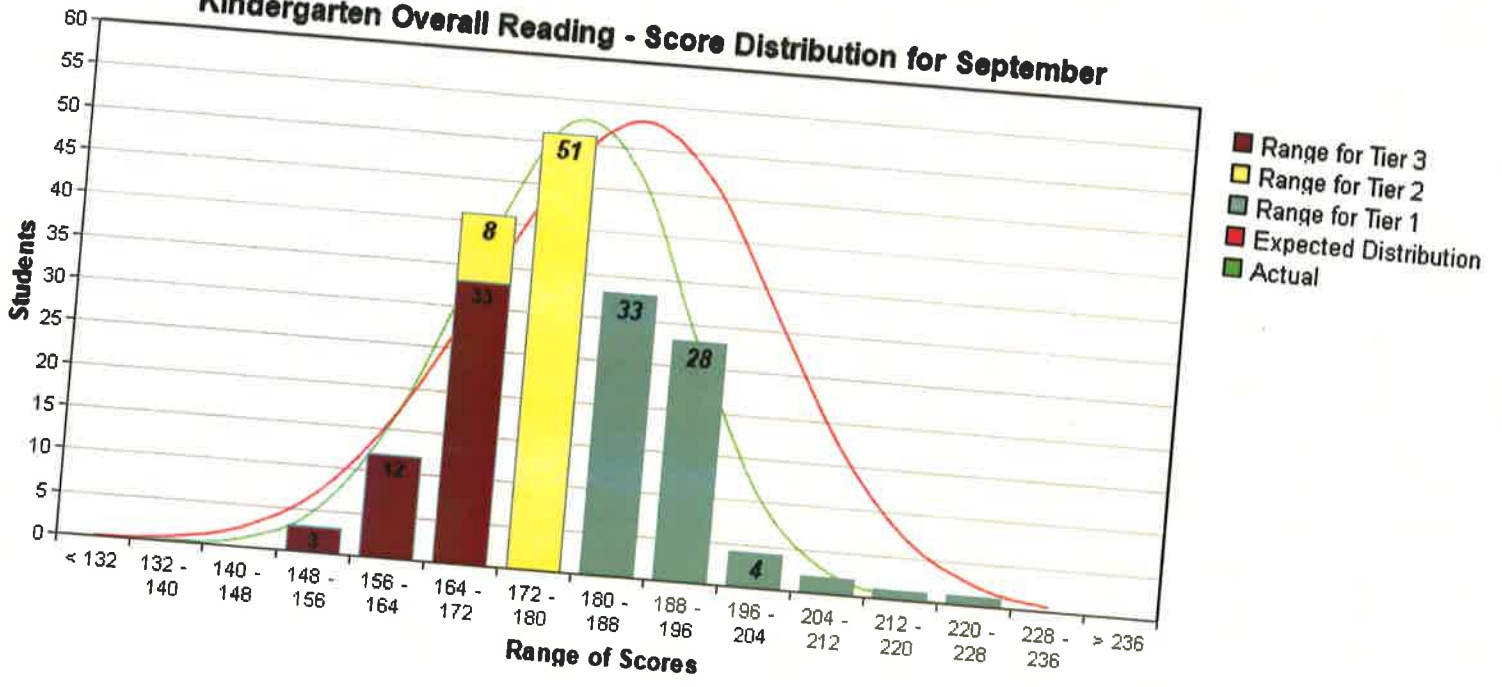
Distribution Report

ISIP™ Early Reading results for Bloomfield Early Childhood Ctr

at Bloomfield School District - 2017/2018 School Year
as of Mon Oct 30 2017 10:46:45 AM (-06:00)



Kindergarten Overall Reading - Score Distribution for September



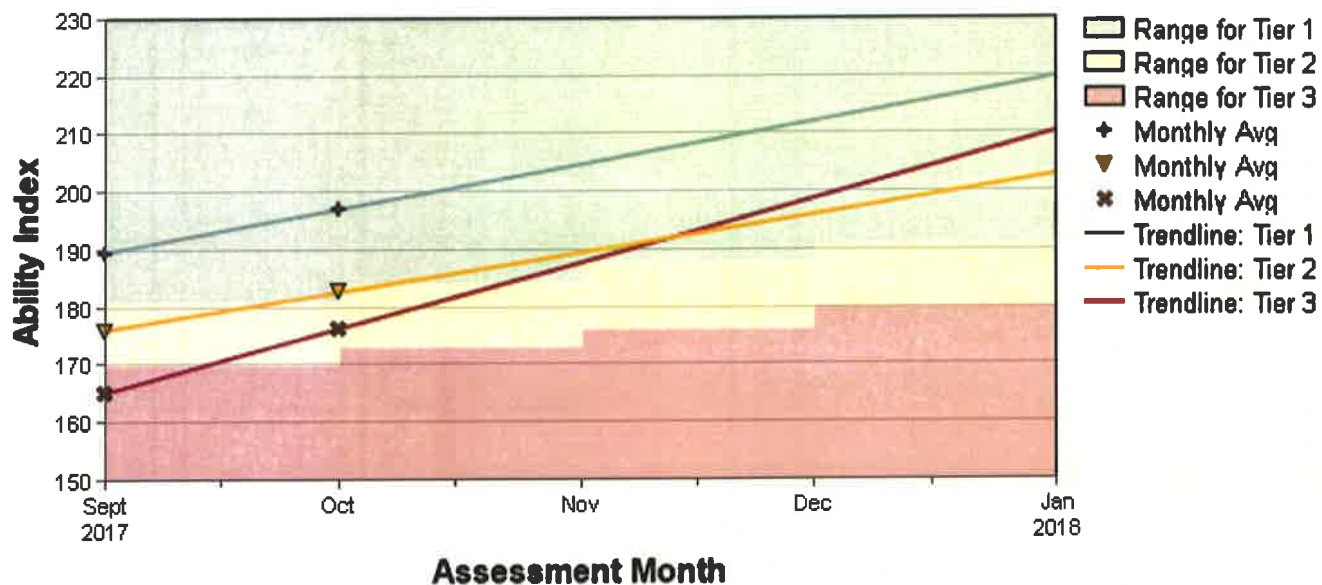
Skill Growth by Tier

ISIP™ Early Reading results for Bloomfield Early Childhood Ctr



at Bloomfield School District - 2017/2018 School Year
as of Mon Oct 30 2017 10:44:04 AM (-06:00)

Kindergarten - Overall Reading



Averages for All Months at Bloomfield Early Childhood Ctr

[View as CSV](#)

Academic Intervention - Guffey - 1(A)												
Period	All Students			Tier 3 *			Tier 2 *			Tier 1 *		
	Students	Ability Index	%-tile Rank	Students	Ability Index	%-tile Rank	Students	Ability Index	%-tile Rank	Students	Ability Index	%-tile Rank
September	14	174	26 th	5	161	7 th	4	176	31 st	5	185	53 rd
October	14	182	38 th	5	175	22 nd	4	181	35 th	5	190	58 th

Academic Intervention - Valdez - 1(A)												
Period	All Students			Tier 3 *			Tier 2 *			Tier 1 *		
	Students	Ability Index	%-tile Rank	Students	Ability Index	%-tile Rank	Students	Ability Index	%-tile Rank	Students	Ability Index	%-tile Rank
September	14	172	22 nd	6	165	11 th	7	177	33 rd	1	182	45 th
October	14	179	31 st	6	173	19 th	7	183	40 th	1	192	62 nd

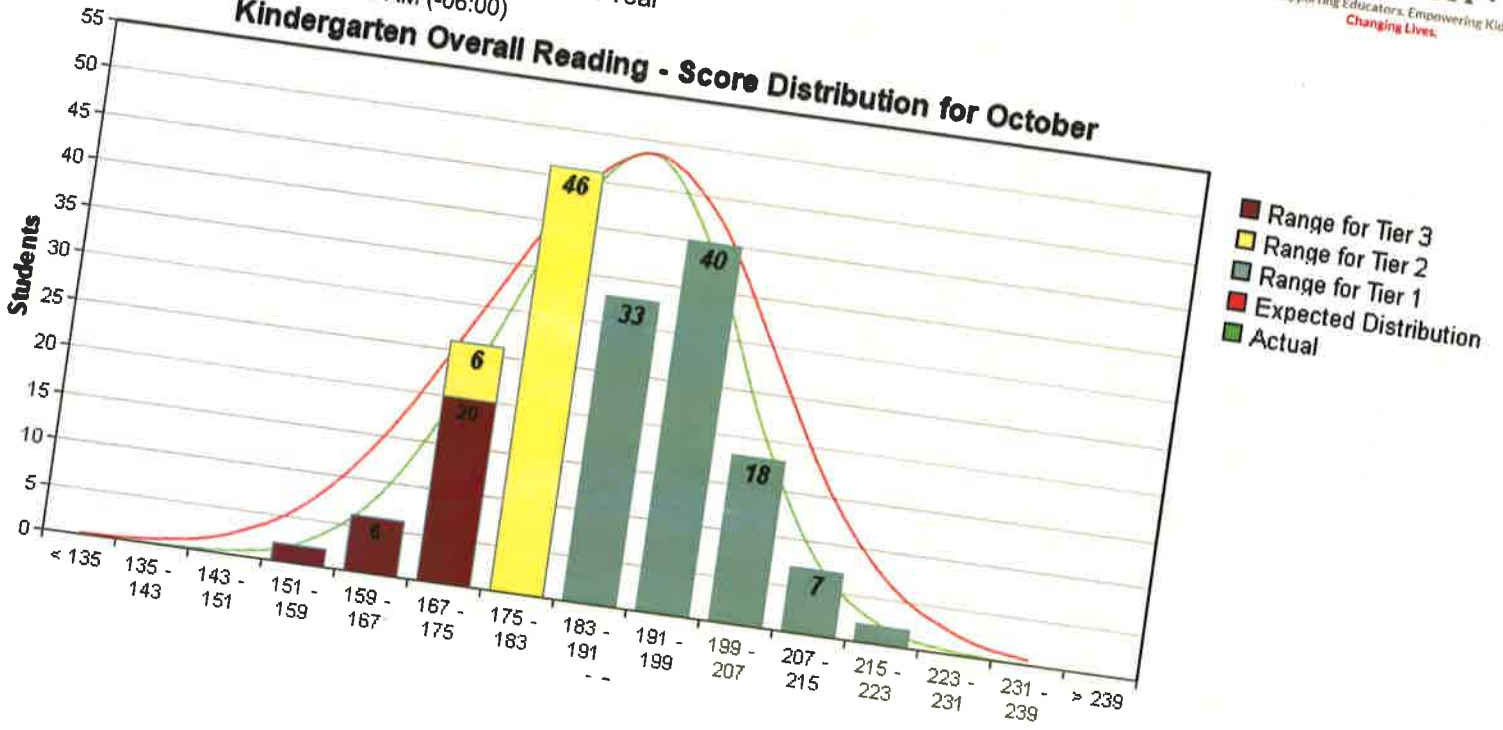
Distribution Report

ISIP™ Early Reading results for Bloomfield Early Childhood Ctr

at Bloomfield School District - 2017/2018 School Year
as of Mon Oct 30 2017 10:46:21 AM (-06:00)



Kindergarten Overall Reading - Score Distribution for October



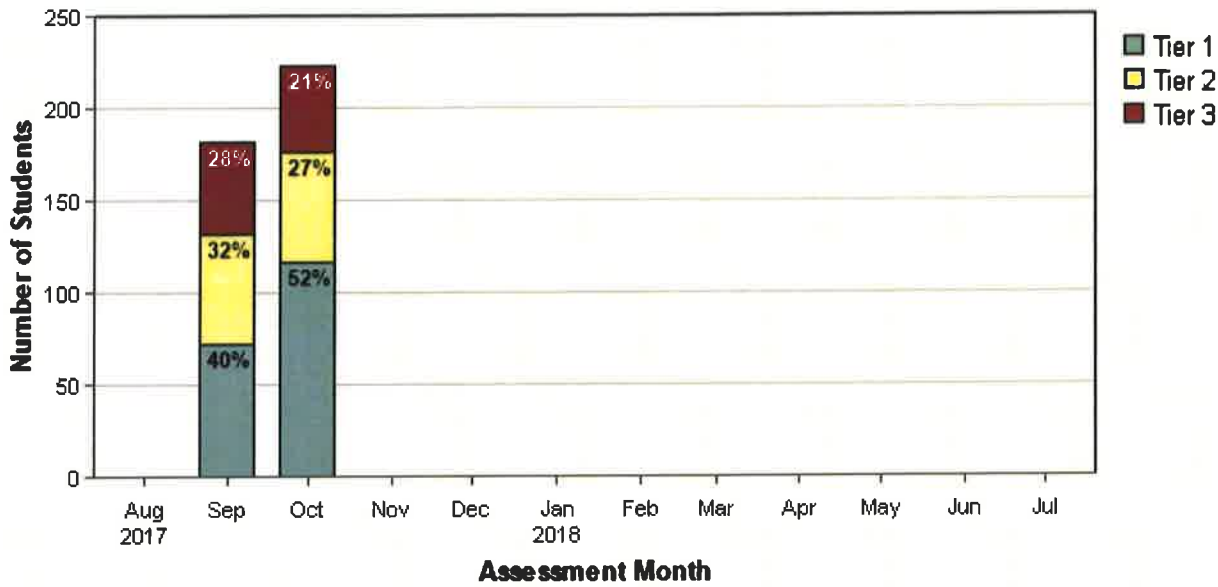
Tier Movement

ISIP™ Reading results for Bloomfield Early Childhood Ctr



at Bloomfield School District - 2017/2018 School Year
as of Mon Oct 30 2017 10:43:10 AM (-06:00)

All Grades - Overall Reading



View tiers in table as Numbers or Percentages.

August - October (Overall Reading)

 View as CSV

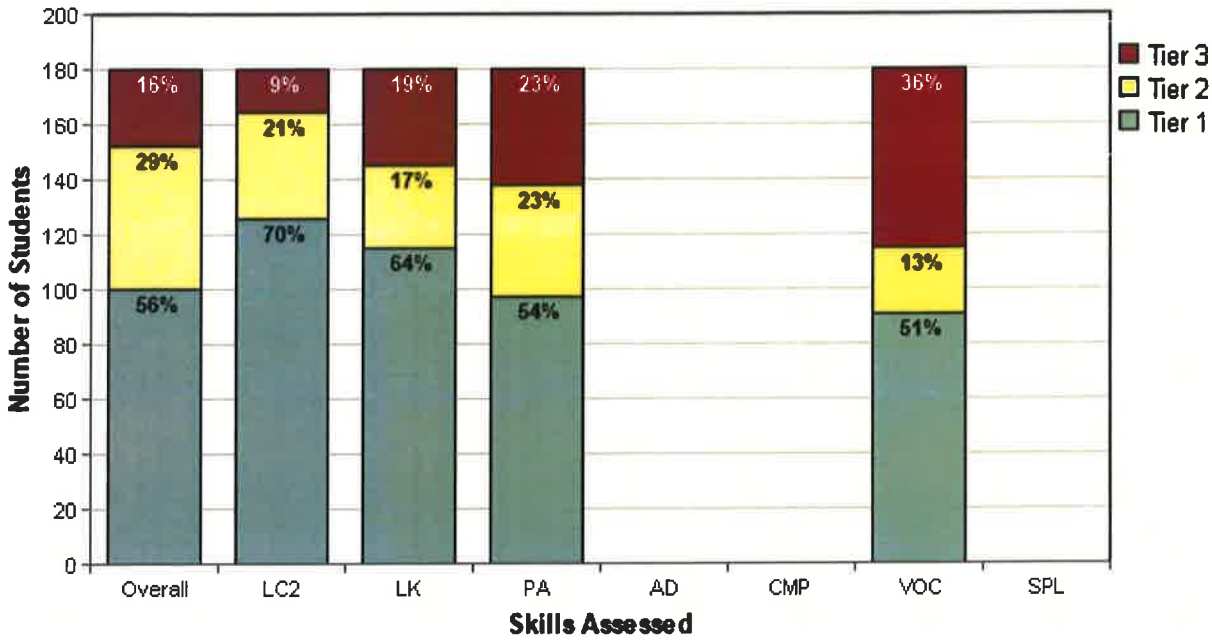
Summary

ISIP™ Early Reading results for Bloomfield Early Childhood Ctr



at Bloomfield School District - 2017/2018 School Year
as of Mon Oct 30 2017 10:47:54 AM (-06:00)

Kindergarten - October 2017



Overall Reading Results